

FAIRFIELD POLICE DEPARTMENT

Monthly Report – February 2016



Chief Gary MacNamara

Fairfield Police Department

www.fpdct.com

This page intentionally left blank.

Section 1: Noteworthy Incidents

Section 2: Bureau / Division Reports

Section 3: Statistical Activity Summary

Overall Activity

Calls for Service - Total

Alarm Response Summary

Calls for Service – Detailed

Motor Vehicle Activity

Motor Vehicle Accidents

Motor Vehicle Enforcement - Action

Motor Vehicle Enforcement - Violation Type

Parking Ticket Summary

Criminal Activity

Criminal Incidents by Patrol

Criminal Activity by Month

Criminal Arrests by Month

Section 1: Noteworthy Incidents

16-4612 | 9:54 PM | Traffic Stop – Warrants - Larceny | Coolidge St/Commerce Dr.
Officer Rubis

Officer Rubis conducted a Motor Vehicle stop which led to the discovery of numerous clothing and accessory items; many with security tags still attached. Suspect # 1 admitted stealing the items within the recent past from Trumbull Shopping Park. She was arrested for multiple larceny charges Released on \$5,000 combined bond. Suspect # 2 was issued an Infraction for Possession of Marijuana and was TOT Farmington PD on a warrant for Larceny 3 and two additional charges with a \$50000 bond.

16-4834 | 6:20 PM | Assistance | Kaesmann, E/Maverick, K9 | Prospect And Myrtle
*Officer Kaesmann K9 Maverick

Bridgeport Police request narcotics K9 for a traffic stop at the intersection of Prospect St and Myrtle Ave. K9 Maverick assisted with the search.

16-4842 | 6:45 PM | Traffic Stop
Sergeant Paris

Sergeant Paris conducted a Motor Vehicle Stop with the Traffic Unit. K-9 Maverick was deployed and indicated on several areas of the interior and exterior of the vehicle. A white powder was located which tested positive for cocaine, along with a crack pipe and several baggies. Suspect # 1 was arrested on multiple narcotics charges and released on bond.

16-6068 / 0559 am / ASSAULT IN PROGRESS / 22 Mountain Laurel Rd.
Multiple officers

At 0559 hrs. multiple units responded to a report of a violent domestic assault on Mountain Laurel Road. Officers responded and were confronted by a male subject who was shot by police during the encounter. He later died of his injuries. During the initial investigation, officers discovered the male subject's wife and children, ages 12, 13 and 15, had been injured. The three injured children were transported to area hospitals with a variety of blunt trauma injuries and stab wounds. This incident is under investigation by the CSP Major Crimes Unit and the Stamford States Attorney's Office.

Section 2: Bureau / Division Reports

Patrol Division

Patrol Division Training:

- Officer Wells and Officer Kaesmann graduated from the K9 Academy with their new Partners Jagger and Maverick and are certified and on patrol.
- ESU Team members conducted tactical entry training
- ESU Team members conducted joint sniper training

Support Services

- Conducted the first phase of the dispatcher hiring process.
- Continued coordination of hiring new officers

Traffic Safety Unit

- Traffic Stops: 321
- Infractions: 161
- Misdemeanor Summonses: **7**
- Accidents Investigated: 37
- Other Activities:
 - Assist West Haven PD with Nexgen training
 - Police Commission meeting preparation
 - Assist Easton PD Burglary Investigation / Saturation patrol in the days following
 - Holland Hill School Parking Lot revision planning
 - 23 Child Seats installed during our Monthly Clinic on 02/27/16
 - Special Officer Iurato Funeral Detail
 - Sgt. Irizarry mother Funeral Detail
 - Installation of Modems in patrol cars
 - Mountain Laurel Rd Crime Scene Perimeter control
 - AAA Elderly driving Class Instruction
 - Officer G. Wikman attended Monthly MADD Meeting
 - Sherman Street Zoning Meeting Project
 - Commerce Drive Zoning Project review
 - Handicapped parking snow removal detail throughout the town
 - Sidewalk Snow Removal detail
 - Fairfield Beach Rd traffic study and letter sent to state DOT Engineer regarding speed limit
 - Bike Rodeo planning / preparation
 - 12 nights of DUI Saturation patrol

Animal Control

- Complaints: **67**
- Wildlife related complaints: **17**
- Wildlife tested for rabies: **1 (bat)**
- Wildlife testing positive for rabies: **0**
- Animals impounded: **17**
- Dog bites: **2**
- Enforcement: written warnings : **11**, Infractions: **1**
- Sold as pet: dogs: **2**, Cats: **0**

Traffic Crash Investigations

- Total Accidents Investigated: **95**
- Search Warrants: **2**
- Arrest Warrants: **5**
- Misdemeanor Summons Issued: **3**
- Infractions Issued: **16**

Events Coordinated

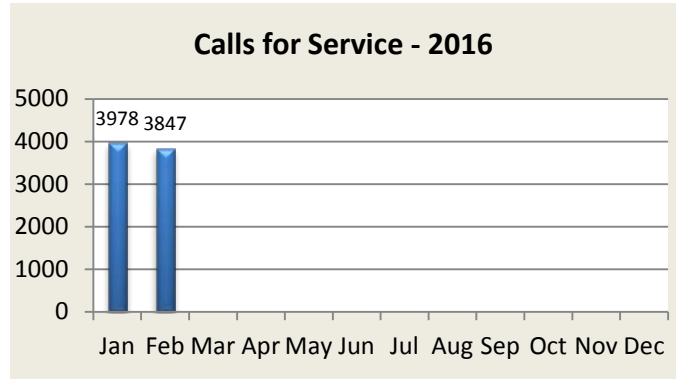
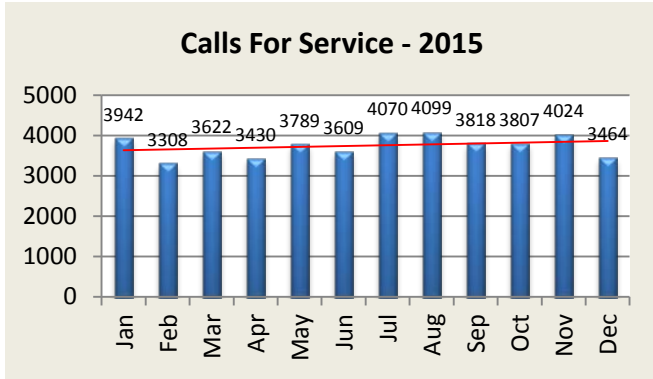
- Boston Build-up 20 km Road Race

Section 3: Statistical Activity Summary

TOTAL CALLS FOR SERVICE

Calls for Service	Jan	Feb	Mar	Apr	May	Jun	Jul	Aug	Sep	Oct	Nov	Dec	YTD
2015	3942	3308	3622	3430	3789	3609	4070	4099	3818	3807	4024	3464	44,982
2016	3978	3847											7,825

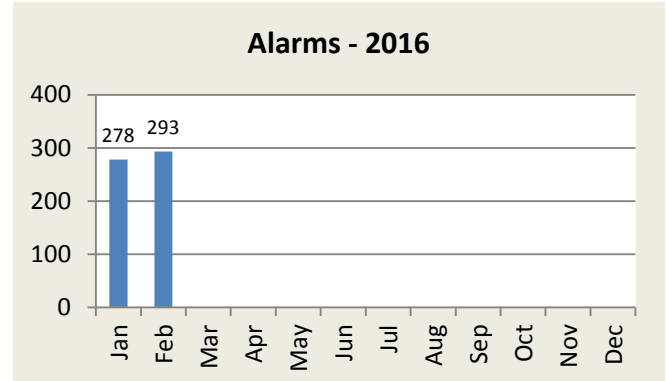
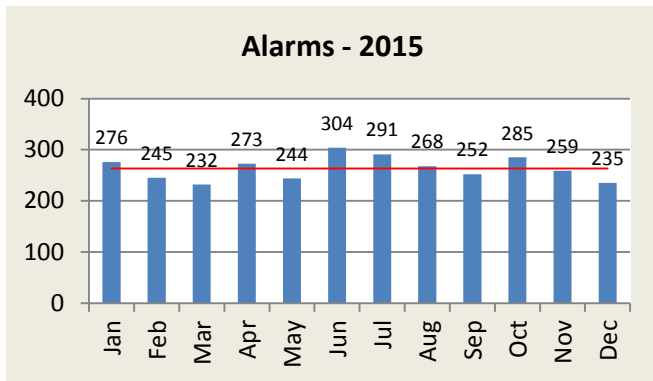
Note: Includes miscellaneous calls that may not be listed under the call analysis section



ALARM RESPONSE SUMMARY

Total Alarms	Jan	Feb	Mar	Apr	May	Jun	Jul	Aug	Sep	Oct	Nov	Dec	YTD
2015	276	245	232	273	244	304	291	268	252	285	259	235	3,164
2016	278	293											571

False Alarms	Jan	Feb	Mar	Apr	May	Jun	Jul	Aug	Sep	Oct	Nov	Dec	YTD
2015	276	245	232	273	244	304	287	256	227	266	258	235	3,103
2016	273	291											564

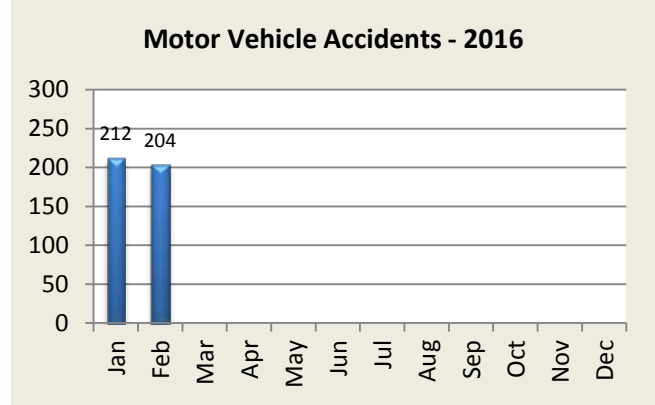
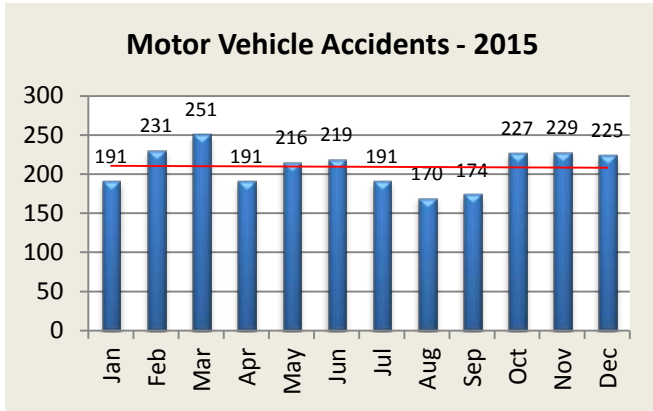


Calls For Service - Detailed Summary

Calls for Service - Type	Jan	Feb	Mar	Apr	May	Jun	Jul	Aug	Sep	Oct	Nov	Dec	YTD
911 Hang Up	7	12											19
Abandoned Vehicles	14	8											22
Alarms	278	293											571
Animal Complaints	66	68											134
Assaults	9	2											11
Assistance	146	138											284
Bank Escorts	19	20											39
Bomb Threats	0	0											0
Breach of Peace	39	49											88
Burglary	4	8											12
BusinessChecks	1042	982											2024
Cancelled Alarms	48	58											106
Community Events	43	47											90
Door Open	8	4											12
Drowning	0	0											0
EMS	406	409											815
Funeral Escorts	20	15											35
Harassment	15	18											33
Intoxicated Subjects	5	6											11
Investigations	171	157											328
Larceny	20	10											30
MVA	212	204											416
Medical Alarms	1	0											1
Psychiatric calls	4	8											12
Missing Persons	5	1											6
Narcotic Violations	11	9											20
Noise Complaints	13	17											30
Parking Complaints	30	31											61
Pistol Permit Apps	47	48											95
Reckless Driver	22	28											50
Recovered Property	9	13											22
Road Hazard	36	54											90
Robbery	2	0											2
Sex Violation	0	1											1
Shoplifter	15	20											35
Stolen Vehicles	5	3											8
Suicide	1	1											2
Suicide Attempts/Threats	1	7											8
SuspiciousActivity	58	53											111
Theft from MV	26	6											32
Trespasser	2	3											5
Vandalism	14	19											33

MOTOR VEHICLE ACTIVITY

MV Accidents	Jan	Feb	Mar	Apr	May	Jun	Jul	Aug	Sep	Oct	Nov	Dec	YTD
2015	191	231	251	191	216	219	191	170	174	227	229	225	2,515
2016	212	204											416



MV Enforcement	Jan	Feb	Mar	Apr	May	Jun	Jul	Aug	Sep	Oct	Nov	Dec	YTD
Warnings - 2015	322	268	299	258	317	268	432	616	528	408	442	299	4,457
2016	426	347											773

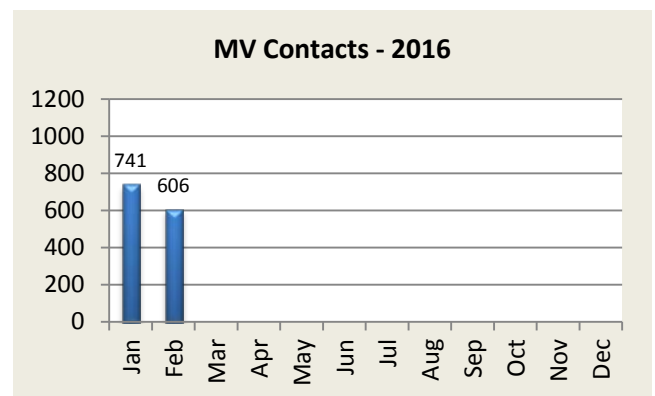
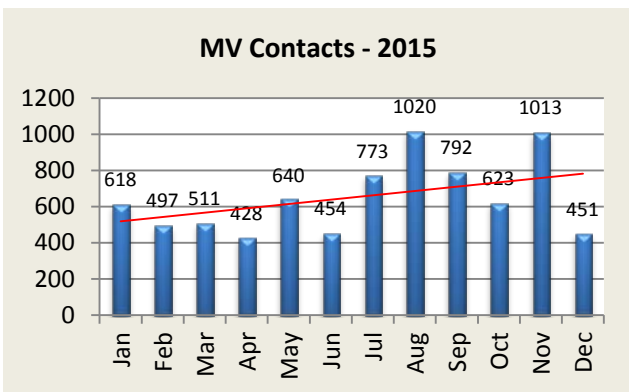
Infractions - 2015	231	165	142	108	256	132	268	330	196	160	510	123	2,621
2016	249	203											452

Misdemeanor - 2015	48	42	46	37	44	30	50	64	46	37	53	20	517
2016	43	34											77

Custodial - 2015	6	4	5	4	8	4	10	2	1	6	1	1	52
2016	6	7											13

DUI Arrests - 2015	11	17	7	6	15	9	13	8	9	7	7	8	117
2016	8	8											16

MV Contacts - 2015	618	497	511	428	640	454	773	1020	792	623	1013	451	7,820
2016	741	606											1,347

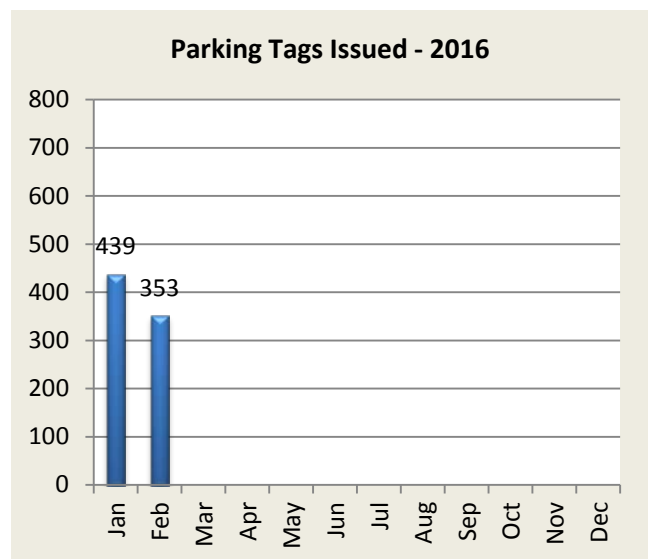
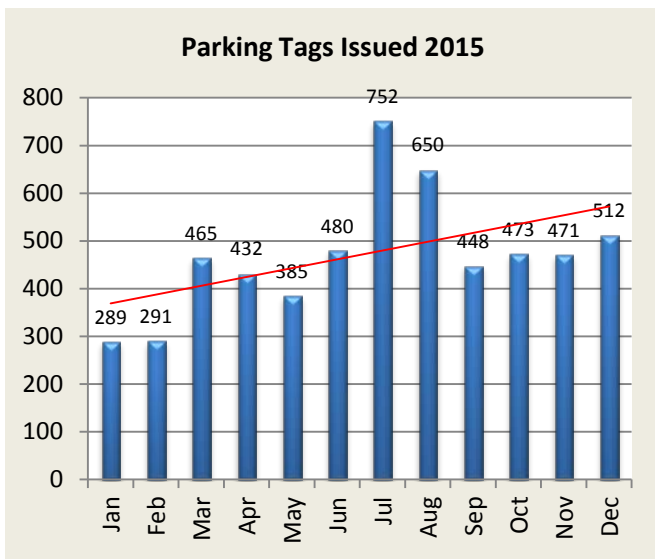


MV Enforcement: Type	Jan	Feb	Mar	Apr	May	Jun	Jul	Aug	Sep	Oct	Nov	Dec	YTD
Speeding Violations	158	130											288
Seatbelt Violations	41	2											43
Registration Violations	43	37											80
License Violations	27	23											50
Distracted Driving	21	24											45
Suspended Licence	40	29											69
Traffic Light Violation	26	21											47

The above incidents are a overview of common violations. These statistics are not the only motor vehicle enforcement actions taken. The above show top 6 violations for the month.

PARKING TICKET SUMMARY

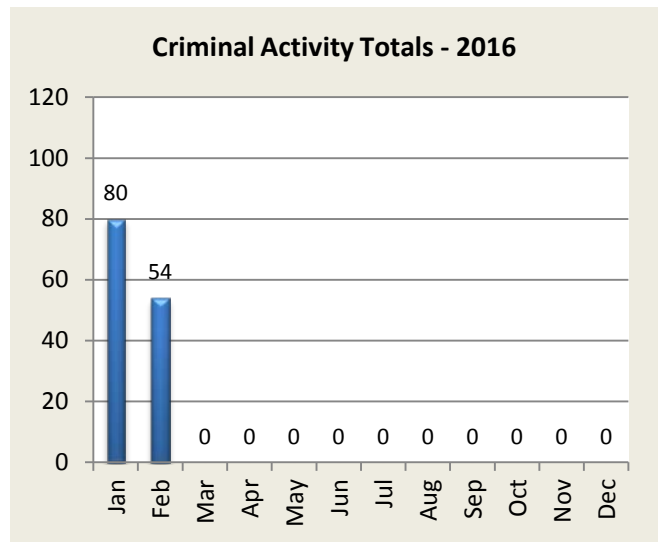
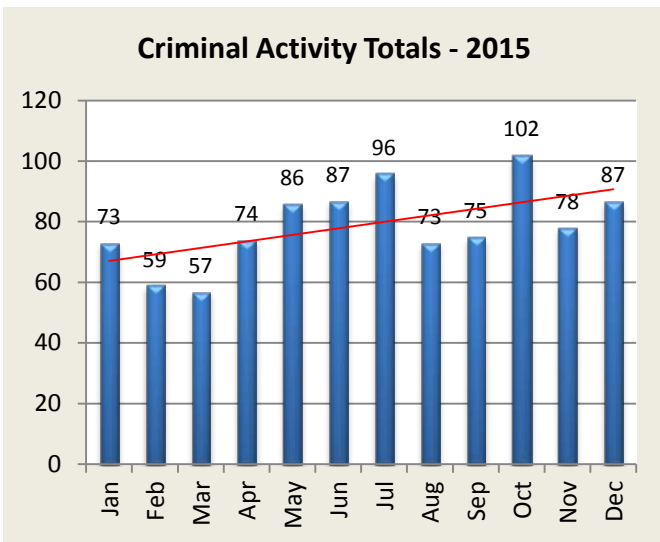
Total Issued	Jan	Feb	Mar	Apr	May	Jun	Jul	Aug	Sep	Oct	Nov	Dec	YTD
2015	289	291	465	432	385	480	752	650	448	473	471	512	5648
2016	439	353											792



CRIMINAL INCIDENTS

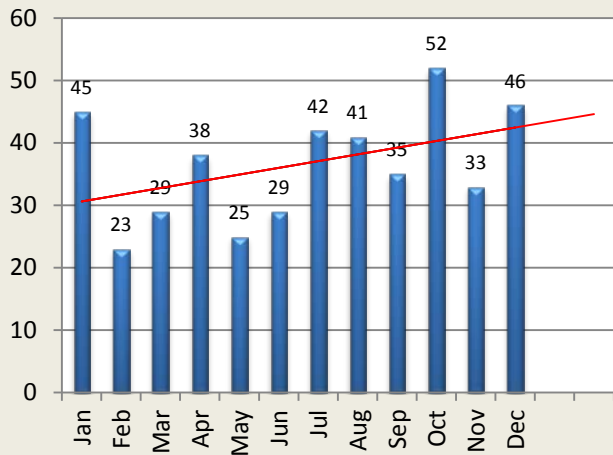
Criminal Incidents: Patrol	R2	R3	R4	R5	B2	B3	B4	B5
Larceny	2	0	4	3	2	4	0	5
Vandalism	5	0	2	2	4	2	1	3
MV Theft / Attempt	0	0	1	0	0	1	0	1
Burglary / Attempt	1	0	1	1	1	2	2	0
Assault	0	0	1	1	0	0	0	0
Robbery	0	0	0	0	0	0	0	0

Criminal Activity: Month	Jan	Feb	Mar	Apr	May	Jun	Jul	Aug	Sep	Oct	Nov	Dec	YTD
Larceny - 2015	36	32	25	40	58	54	55	46	41	47	23	49	506
2016	46	20											66
Vandalism - 2015	13	6	14	15	14	19	12	17	20	37	30	25	222
2016	14	19											33
MV Theft / Attempt - 2015	4	3	1	0	1	1	9	0	4	2	3	4	32
2016	5	3											8
Burglary / Attempt - 2015	13	13	9	11	10	6	17	5	7	12	20	5	128
2016	4	8											12
Assault - 2015	6	4	7	5	3	6	3	5	3	4	1	4	51
2016	9	2											11
Robbery - 2015	1	1	1	3	0	1	0	0	0	0	1	0	8
2016	2	2											4
Totals - 2015	73	59	57	74	86	87	96	73	75	102	78	87	947
2016	80	54	0	0	0	0	0	0	0	0	0	0	134



Criminal Arrests by Month	Jan	Feb	Mar	Apr	May	Jun	Jul	Aug	Sep	Oct	Nov	Dec	YTD
Larceny - 2015	19	12	16	25	17	21	35	30	22	30	30	37	294
2016	23	29											52
Vandalism - 2015	1	1	1	1	4	1	2	4	3	5	1	2	26
2016	0	2											2
MV Theft / Attempt - 2015	0	1	1	0	0	0	1	0	1	0	0	0	4
2016	1	0											1
Burglary / Attempt - 2015	13	4	3	8	0	4	1	2	5	11	0	2	53
2016	2	1											3
Assault - 2015	9	5	7	4	4	3	3	5	4	6	2	5	57
2016	9	2											11
Robbery - 2015	3	0	1	0	0	0	0	0	0	0	0	0	4
2016	0	0											-
Total - 2015	45	23	29	38	25	29	42	41	35	52	33	46	438
2016	35	34	0	0	0	0	0	0	0	0	0	0	69

Total Criminal Arrests - 2015



Total Criminal Arrests - 2016

